



DePaul Healthcare

COVID-19 has made all of us rethink how we live our lives. Here at DePaul Healthcare we remain dedicated in protecting our residents and employees' well-being. We are following the guidelines given to us from our counties, state and the CDC. As we begin the reopening of the facility, preventing the spread of COVID-19 is our top priority.

Resident's safety-

We continue to monitor for signs and symptoms of COVID-19 daily. When our employees enter the building, they are monitored for signs and symptoms of COVID-19. If any staff feel unwell, they are advised not to come to work.

We are able to have timely testing for both residents and staff members. We are also following the CDC recommendations for wearing PPE.

The facility continues to have increased cleaning of our high-touch areas with a CDC-approved disinfectant.

Family connection-

We will continue to keep our families informed with our weekly email. In the event of an exposure or a positive case, we will notify you before 5PM the next day. Please feel free to call the building regarding any specific questions or concerns.


Additional information can be found at:

<https://www.cdc.gov/coronavirus/2019-ncov/index.html>

<https://covid19.nj.gov>

Table of Contents

- Admission/Readmission COVID-19 Questionnaire
- Bleach Solution Preparation
- Cleaning and Disinfecting of Facility
- Cleaning Public Restrooms
- Cleaning Resident Room During COVID-19 Outbreak
- Cohorting of Residents/Identifying Groups
- Cohorting Tulip Room Door Signs
- Compassionate Care Visitation
 - Visitor Protocol and Questionnaire
- Education Audits
 - Surveillance Audit
 - Hand Hygiene Audit
 - Personal Protective Equipment (PPE) Audit
 - Common Area Cleaning Audit
 - Indoor Visitation Site Cleaning Audit
 - Public Restroom Cleaning Audit
 - Resident Room Cleaning Audit
 - Communal Dining Area Cleaning Audit
- Employee Monitoring and Temperature Log - COVID-19
- Fit Test Medical Evaluation
 - Request for Exemption- N95 Mask
- Immunization of Employee - COVID-19
 - Consent/Declination Vaccination Form
- Indoor Visitation
 - Visitor Sign In Log
 - Visitor Protocol and Questionnaire
 - Indoor Visitation Education Handouts
- Isolation Transportation Technique
- Laundry – COVID-19 Positive Resident
- Nebulizer Dependent Resident – COVID-19 Positive
- Outbreak Notifications
- Outdoor In-Person Visitation
- Pandemic Plan
- Procurement and Distribution-Personal Protection Equipment (PPE)
 - Donning and Doffing-PPE
- Return of a Resident with a Diagnosis of COVID-19
- Room Service during Outbreak Response Plan Implementation
- Testing Plan – Employee
 - Testing Consent Form- Employee
- Testing Plan– Resident
 - Testing Consent Form- Resident
- Trash Removal – COVID-19 Positive Resident
- Universal Masking – COVID-19
- Visiting Vendor-Volunteer
 - Visiting Vendor – Volunteer Sign In Log



What you need to know about coronavirus disease 2019 (COVID-19)

What is coronavirus disease 2019 (COVID-19)?

Coronavirus disease 2019 (COVID-19) is a respiratory illness that can spread from person to person. The virus that causes COVID-19 is a novel coronavirus that was first identified during an investigation into an outbreak in Wuhan, China.

Can people in the U.S. get COVID-19?

Yes. COVID-19 is spreading from person to person in parts of the United States. Risk of infection with COVID-19 is higher for people who are close contacts of someone known to have COVID-19, for example healthcare workers, or household members. Other people at higher risk for infection are those who live in or have recently been in an area with ongoing spread of COVID-19. Learn more about places with ongoing spread at <https://www.cdc.gov/coronavirus/2019-ncov/about/transmission.html#geographic>.

Have there been cases of COVID-19 in the U.S.?

Yes. The first case of COVID-19 in the United States was reported on January 21, 2020. The current count of cases of COVID-19 in the United States is available on CDC's webpage at <https://www.cdc.gov/coronavirus/2019-ncov/cases-in-us.html>.

How does COVID-19 spread?

The virus that causes COVID-19 probably emerged from an animal source, but is now spreading from person to person. The virus is thought to spread mainly between people who are in close contact with one another (within about 6 feet) through respiratory droplets produced when an infected person coughs or sneezes. It also may be possible that a person can get COVID-19 by touching a surface or object that has the virus on it and then touching their own mouth, nose, or possibly their eyes, but this is not thought to be the main way the virus spreads. Learn what is known about the spread of newly emerged coronaviruses at <https://www.cdc.gov/coronavirus/2019-ncov/about/transmission.html>.

What are the symptoms of COVID-19?

Patients with COVID-19 have had mild to severe respiratory illness with symptoms of

- fever
- cough
- shortness of breath

What are severe complications from this virus?

Some patients have pneumonia in both lungs, multi-organ failure and in some cases death.

How can I help protect myself?

People can help protect themselves from respiratory illness with everyday preventive actions.

- Avoid close contact with people who are sick.
- Avoid touching your eyes, nose, and mouth with unwashed hands.
- Wash your hands often with soap and water for at least 20 seconds. Use an alcohol-based hand sanitizer that contains at least 60% alcohol if soap and water are not available.

If you are sick, to keep from spreading respiratory illness to others, you should

- Stay home when you are sick.
- Cover your cough or sneeze with a tissue, then throw the tissue in the trash.
- Clean and disinfect frequently touched objects and surfaces.

What should I do if I recently traveled from an area with ongoing spread of COVID-19?


If you have traveled from an affected area, there may be restrictions on your movements for up to 2 weeks. If you develop symptoms during that period (fever, cough, trouble breathing), seek medical advice. Call the office of your health care provider before you go, and tell them about your travel and your symptoms. They will give you instructions on how to get care without exposing other people to your illness. While sick, avoid contact with people, don't go out and delay any travel to reduce the possibility of spreading illness to others.

Is there a vaccine?

There is currently no vaccine to protect against COVID-19. The best way to prevent infection is to take everyday preventive actions, like avoiding close contact with people who are sick and washing your hands often.

Is there a treatment?

There is no specific antiviral treatment for COVID-19. People with COVID-19 can seek medical care to help relieve symptoms.



For more information: www.cdc.gov/COVID19

Know the facts about coronavirus disease 2019 (COVID-19) and help stop the spread of rumors.

FACT
1

Diseases can make anyone sick regardless of their race or ethnicity.

People of Asian descent, including Chinese Americans, are not more likely to get COVID-19 than any other American. Help stop fear by letting people know that being of Asian descent does not increase the chance of getting or spreading COVID-19.

FACT
2

Some people are at increased risk of getting COVID-19.

People who have been in close contact with a person known to have COVID-19 or people who live in or have recently been in an area with ongoing spread are at an increased risk of exposure.

FACT
3

Someone who has completed quarantine or has been released from isolation does not pose a risk of infection to other people.

For up-to-date information, visit CDC's coronavirus disease 2019 web page.

FACT
4

You can help stop COVID-19 by knowing the signs and symptoms:

- Fever
- Cough
- Shortness of breath

Seek medical advice if you

- Develop symptoms

AND

- Have been in close contact with a person known to have COVID-19 or if you live in or have recently been in an area with ongoing spread of COVID-19.

FACT
5

There are simple things you can do to help keep yourself and others healthy.

- Wash your hands often with soap and water for at least 20 seconds, especially after blowing your nose, coughing, or sneezing; going to the bathroom; and before eating or preparing food.
- Avoid touching your eyes, nose, and mouth with unwashed hands.
- Stay home when you are sick.
- Cover your cough or sneeze with a tissue, then throw the tissue in the trash.



Do's and Don'ts

Do's and Don'ts for Health Care Staff Wearing Facemasks During the COVID-19 Pandemic*

Do's

- ✓ Wear a cloth or medical facemask whenever you are within 6 feet of other people.
- ✓ Wear a medical facemask as personal protective equipment when providing direct care.
- ✓ Change your facemask if it is damaged (e.g., torn, wet or visibly soiled) or becomes hard to breathe through.
- ✓ Remove ear loop facemasks by handling only the ear loops and tie face masks by handling only the ties.
- ✓ Perform hand hygiene before and after removing a facemask.
- ✓ Practice extended use of disposable medical facemasks (e.g., do not remove mask except to discard) rather than reuse (e.g., remove and store mask between uses) if supplies are limited.
- ✓ In crisis situations, if a facemask must be re-used, store and handle in a manner that prevents contamination of the inside of the mask and wash hands after re-applying.

Don'ts

- ✗ Wear a cloth facemask as personal protective equipment (e.g., when providing direct care to a patient).
- ✗ Remove your mask unless you are at least 6 feet away from other people, this includes co-workers, visitors and patients.
- ✗ Touch the front of a used mask during use or removal.
- ✗ Wear a facemask that is soiled, damaged or hard to breathe through.
- ✗ Wear a medical facemask for aerosol generating procedures (use an N95, Elastomeric, or Powered Air Purifying Respirator for these procedures).
- ✗ Reuse medical facemasks unless the organization has reached crisis situation and has contacted the local health authority and no alternative or additional supplies can be anticipated.

* Facemasks are just one element that should be used in conjunction with other measures, such as social distancing, to protect people from exposure to COVID-19. When facemasks are worn as PPE they must be used with other PPE as determined by the clinical situation and facility policies and procedures.

Handwashing and Hand Sanitizer Use at Home, at Play, and Out and About



Germs are everywhere! They can get onto hands and items we touch during daily activities and make you sick. Cleaning hands at key times with soap and water or hand sanitizer is one of the most important steps you can take to avoid getting sick and spreading germs to those around you.

There are important differences between washing hands with soap and water and cleaning them with hand sanitizer. For example, alcohol-based hand sanitizers don't kill ALL types of germs, such as a stomach bug called norovirus, some parasites, and *Clostridium difficile*, which causes severe diarrhea. Hand sanitizers also may not remove harmful chemicals, such as pesticides and heavy metals like lead. Handwashing reduces the amounts of all types of germs, pesticides, and metals on hands. Knowing when to clean your hands and which method to use will give you the best chance of preventing sickness.

When should I use?


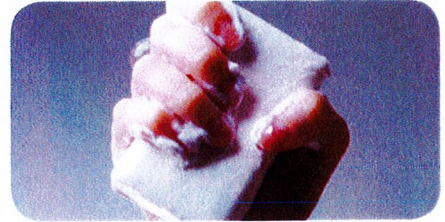
Soap and Water

- Before, during, and after preparing food
- Before eating food
- Before and after caring for someone who is sick
- Before and after treating a cut or wound
- After using the bathroom, changing diapers, or cleaning up a child who has used the bathroom
- After blowing your nose, coughing, or sneezing
- After touching an animal, animal food or treats, animal cages, or animal waste
- After touching garbage
- If your hands are visibly dirty or greasy

Alcohol-Based Hand Sanitizer

- Before and after visiting a friend or a loved one in a hospital or nursing home, unless the person is sick with *Clostridium difficile* (if so, use soap and water to wash hands).
- If soap and water are not available, use an alcohol-based hand sanitizer that contains at least 60% alcohol, and wash with soap and water as soon as you can.

* Do **NOT** use hand sanitizer if your hands are visibly dirty or greasy: for example, after gardening, playing outdoors, or after fishing or camping (unless a handwashing station is not available). Wash your hands with soap and water instead.



U.S. Department of Health and Human Services
Centers for Disease Control and Prevention

How should I use?

Soap and Water

- **Wet** your hands with clean running water (warm or cold) and apply soap.
- **Lather** your hands by rubbing them together with the soap.
- **Scrub** all surfaces of your hands, including the palms, backs, fingers, between your fingers, and under your nails. Keep scrubbing for 20 seconds. Need a timer? Hum the “Happy Birthday” song twice.
- **Rinse** your hands under clean, running water.
- **Dry** your hands using a clean towel or air dry them.

Alcohol-Based Hand Sanitizer

Use an alcohol-based hand sanitizer that contains at least 60% alcohol. Supervise young children when they use hand sanitizer to prevent swallowing alcohol, especially in schools and childcare facilities.

- **Apply.** Put enough product on hands to cover all surfaces.
- **Rub** hands together, until hands feel dry. This should take around 20 seconds.

Note: Do not rinse or wipe off the hand sanitizer before it's dry; it may not work as well against germs.



For more information, visit the CDC handwashing website, www.cdc.gov/handwashing.

STOP THE SPREAD OF CORONAVIRUS

Wear a mask when you leave home!

- Help protect our healthcare workers by wearing a mask in our building, just as you would anywhere outside your home.
- To help conserve supplies, use cloth or homemade masks when visiting us, performing essential work or errands while also observing social distancing guidelines.



Perform Hand Hygiene when entering and leaving the facility, the patient's room, or your home.



Wash hands with soap
and water or clean
hands with alcohol-
based sanitizer

